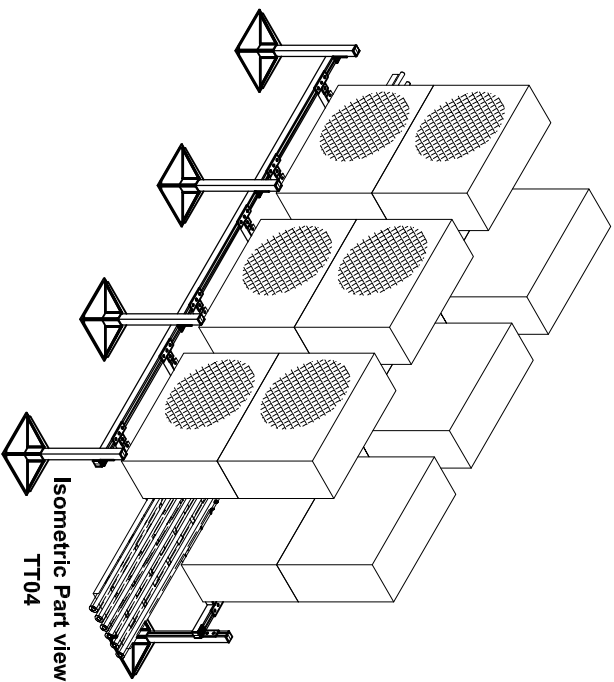


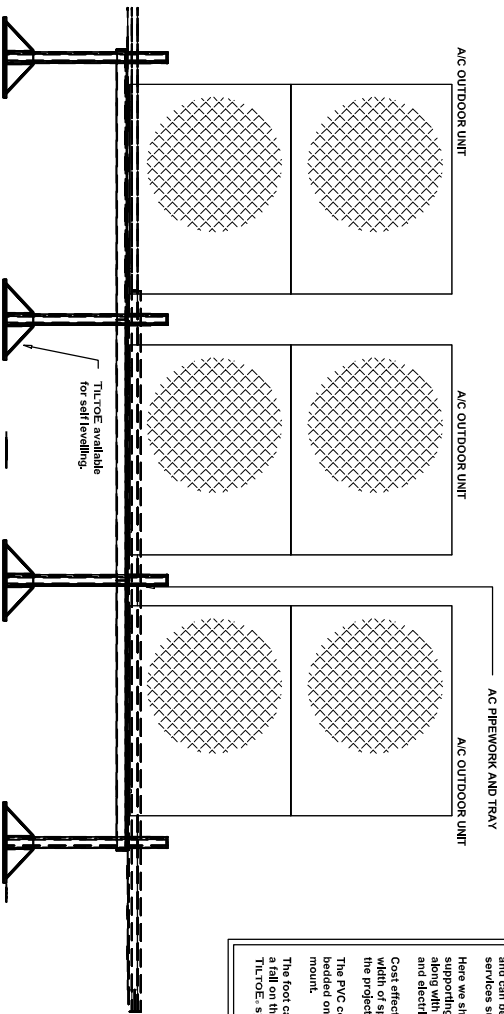
Plan view
TT04

TIPTOE® TT04 beams are ordered to length to provide complete flexibility of installation. Additional Tiptoe supports are installed to suit the span and loading.

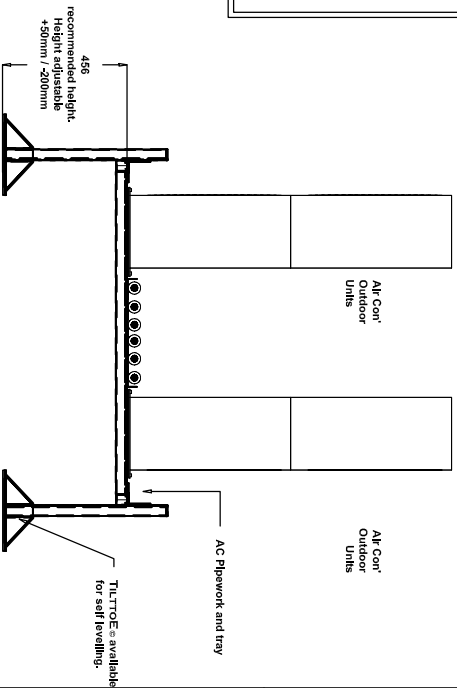


Isometric Part view
TT04

The TT04 is a very versatile support and can be used for a wide variety of services support applications. Here we show the standard TT04 with a 100mm depth of pipework along with the associated pipework and electrical cable tray. Cost effective and convenient the width of span can be specified to suit the project. The PVC coated Tiptoe foot is based on a beam thick anti-vibration mount. The foot can swivel to compensate for a fall on the roof surface using the Tiptoe system.



Front view
TT04



Side elevation
TT04

AIR CONDITIONING SUPPORT

This drawing is the Intellectual Property of Tiptoe

Copyright in this drawing is the property of Tiptoe. It must not be reproduced, stored in a retrieval system, or transmitted in any form or by any means, electronic, mechanical, photocopying, recording or otherwise, without the express consent in writing of Tiptoe.



REV	DATE	DESCRIPTION	DRAWN	CHECKED

TIPTOE®
TT04 (6 AC unit)
 Specialist Air
 Conditioning
 Support

TIPTOE
.....making light work of heavy loads
 SUPPORT SYSTEMS FOR FLATROOFS

At conditioning
 Mechanical services
 Electrical services
 UNIT 41 WILFORD INDUSTRIAL
 WILFORD
 NOTTINGHAM NG11 7EP
 TEL 0115 914 4885
 FAX 0115 914 4886
 Email sales@toidirect.com

DRAWN BY		DATE	
NAME/INITIALS	SIGNATURE	DATE	
TH		12/12/05	
CHECKED BY		DATE	
NAME/INITIALS	SIGNATURE	DATE	
BH		14/12/05	
SCALE		REVISIONS	
NTS			
TT04			